



مستشفى دلة  
DallahHospital

# Dallah Hospital

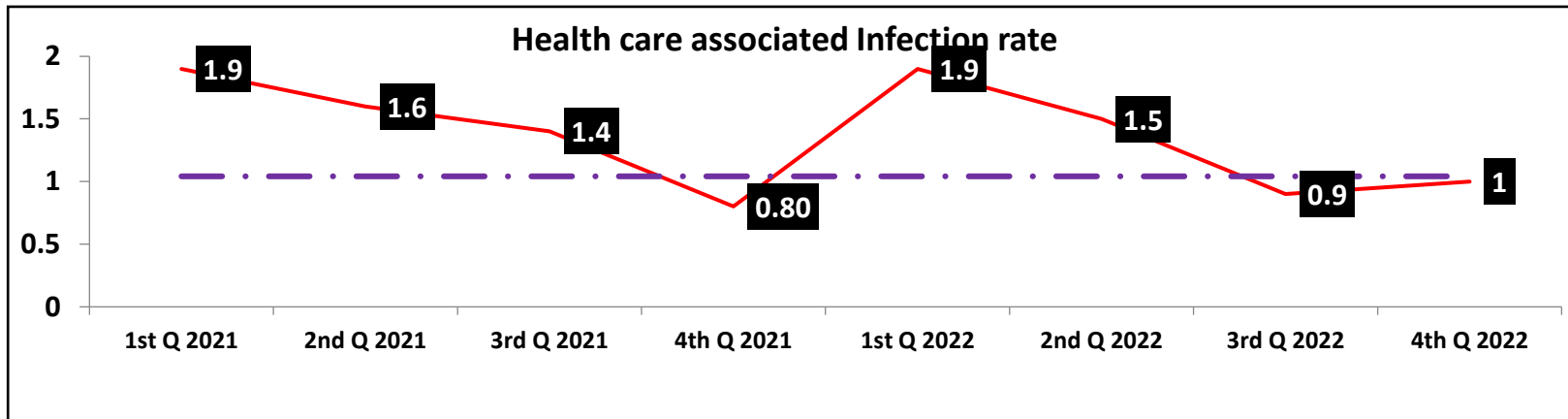
## Key performance indicators

### 4<sup>th</sup> Quarter - 2022

By: Quality Department

DALLAH HOSPITAL ,RIYADH  
**INFECTION CONTROL DEPARTMENT**  
**Indicator Name: Health care associated Infection rate**

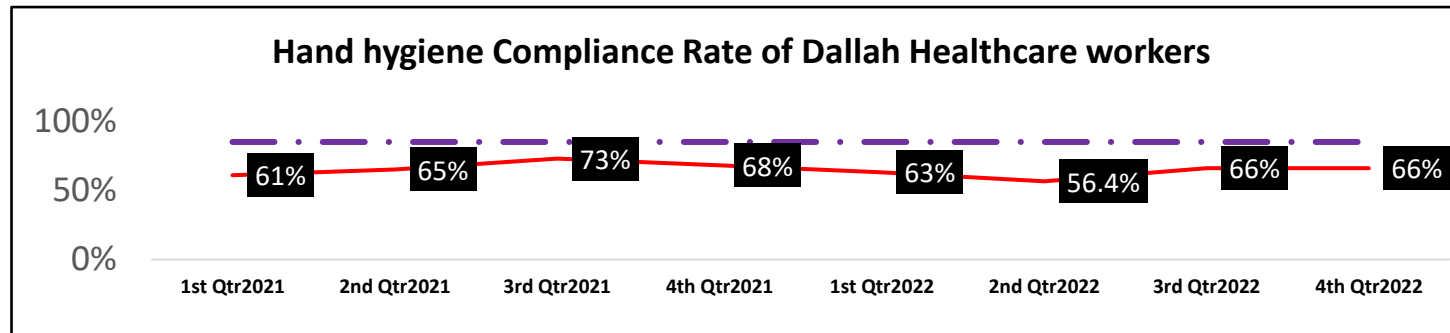
Average Results – 4 <sup>th</sup> Quarter 2022		Average Results - 2021	
Result	Target	Result	Target
1	< 1.04 per 1000 patient days	1.42	<1.04 per 1000 patient days



DALLAH HOSPITAL, RIYADH  
INFECTION CONTROL DEPARTMENT

Indicator Name: Hand Hygiene Compliance Rate of Dallah Healthcare workers

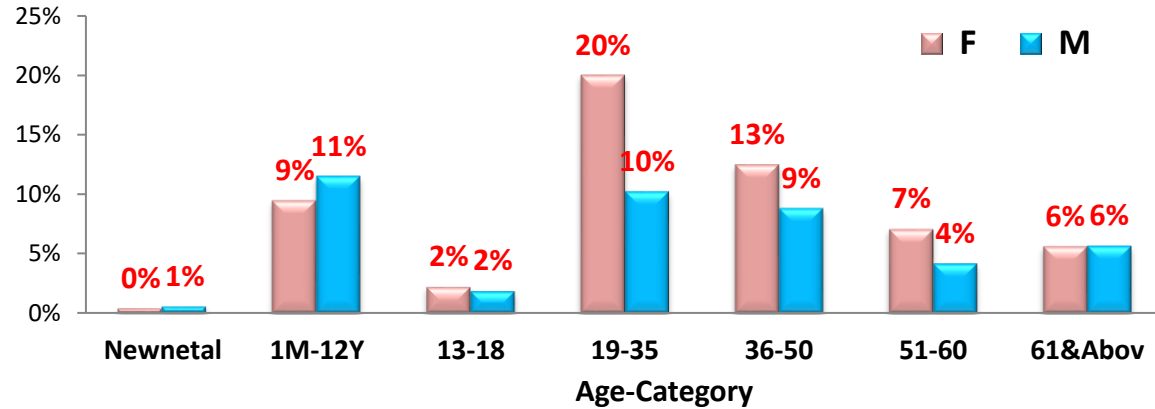
Average Results – 4 <sup>th</sup> Quarter 2022		Average Results - 2021	
Result	Target	Result	Target
66%	85%	66.8%	85%



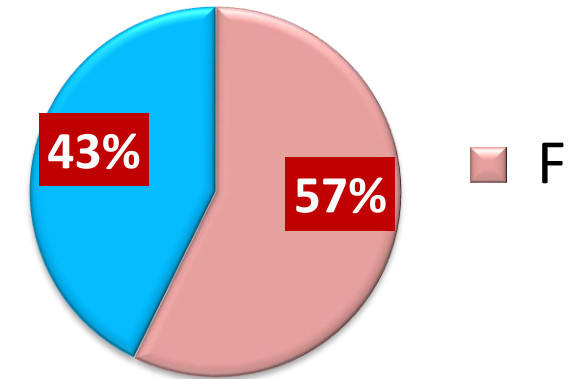
DALLAH HOSPITAL ,RIYADH  
STATISTICAL DEPARTMENT

Indicator Name: Patients Demography Classification Rate

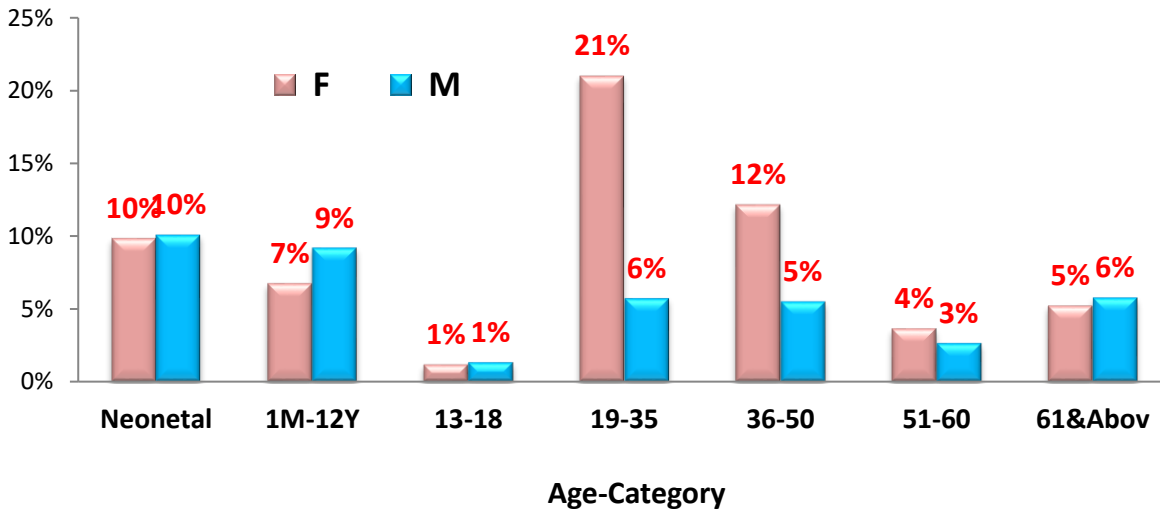
Out-patients Visits Demography – Q4 -2022 (Age-Gender)



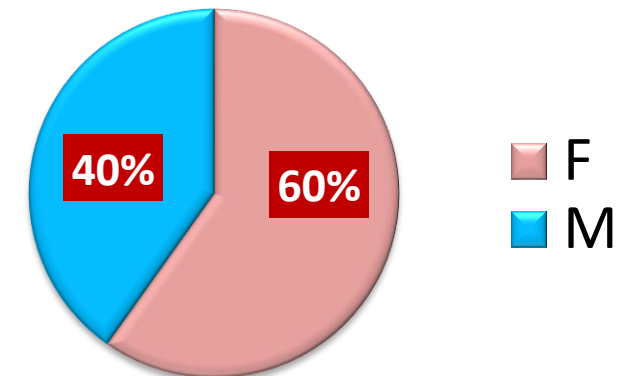
Percentage of No. of Visits By Gender



In-patients discharges Demography – Q4 - 2022 (Age-Gender)

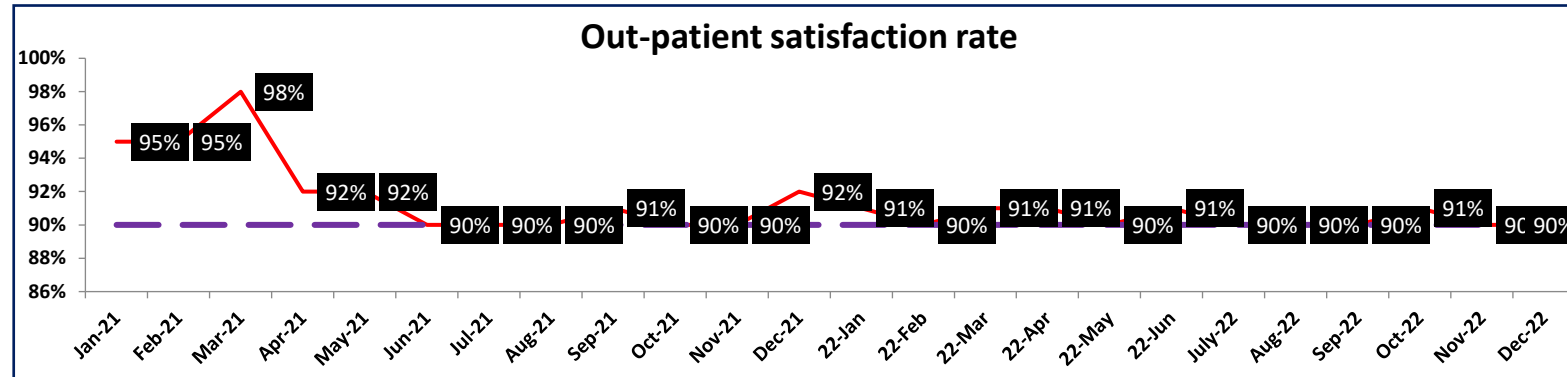


Percentage of Discharged By Gender



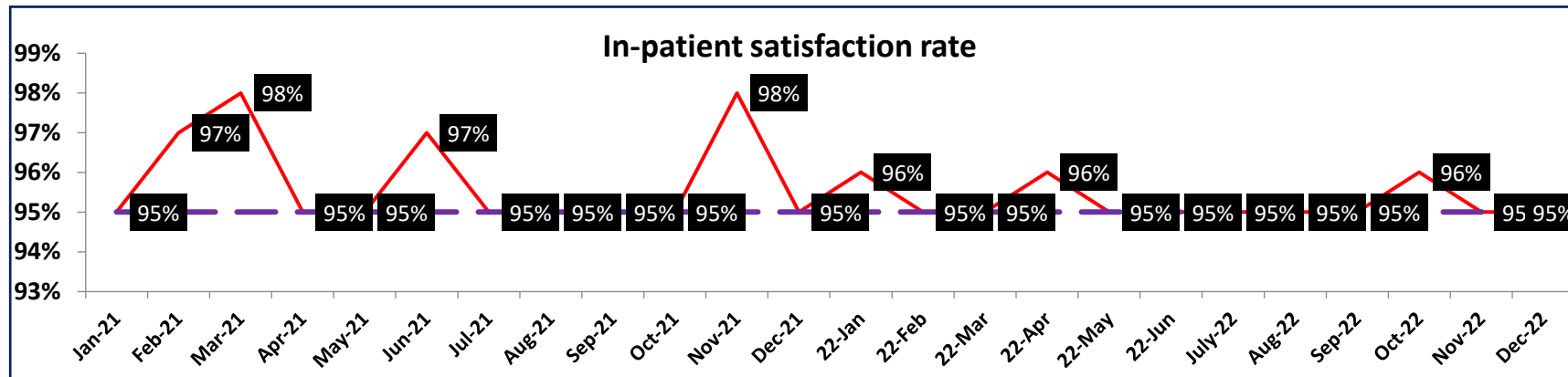
**DALLAH HOSPITAL ,RIYADH**  
**PATIENT EXPERINCE DEPARTMENT**  
**Indicator Name: Out-patient Satisfaction Rate**

Average Results – 4 <sup>th</sup> Quarter 2022		Average Results - 2021	
Result	Target	Result	Target
90%	90%	92%	90%



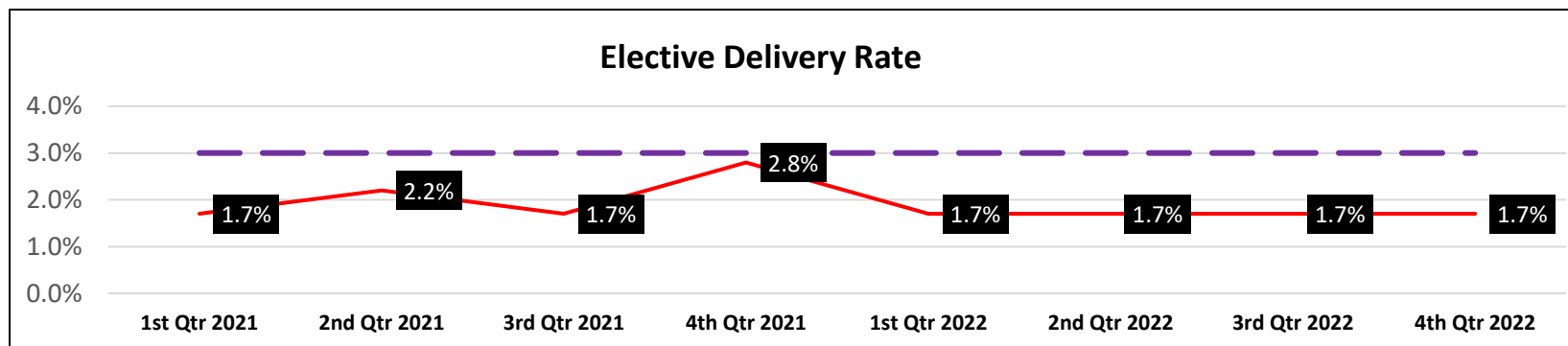
**DALLAH HOSPITAL ,RIYADH**  
**PATIENT EXPERINCE DEPARTMENT**  
**Indicator Name: In-patient Satisfaction Rate**

Average Results – 4 <sup>th</sup> Quarter 2022		Average Results - 2021	
Result	Target	Result	Target
95.3%	95%	95.8%	95%



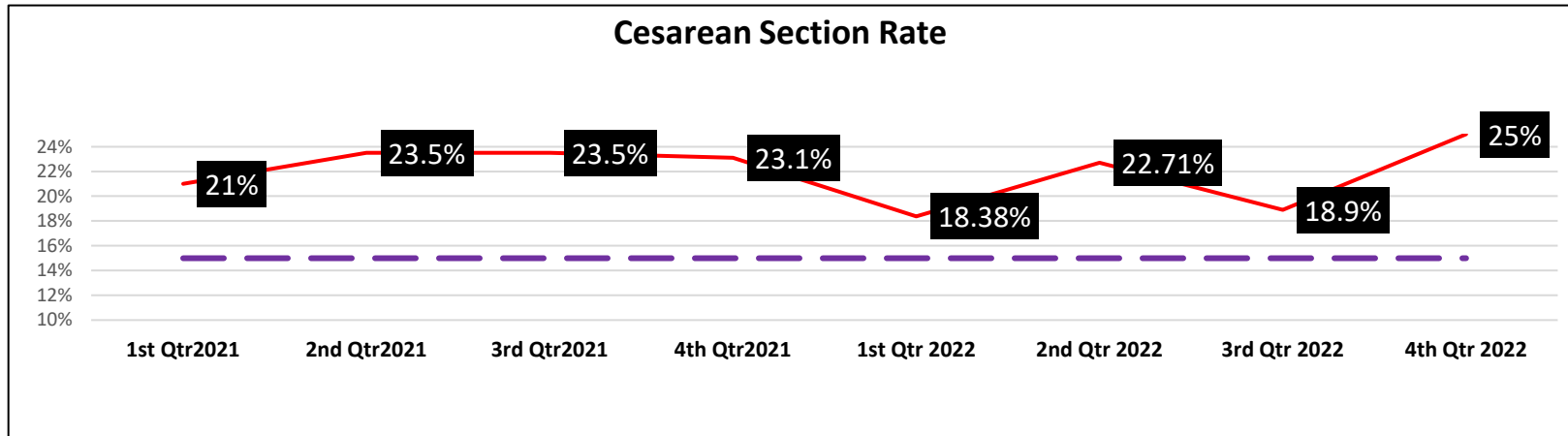
**DALLAH HOSPITAL ,RIYADH**  
**OB-GYNE DEPARTMENT**  
**Indicator Name : Elective Delivery Rate**

Average Results – 4 <sup>th</sup> Quarter 2022		Average Results - 2021	
Result	Target	Result	Target
1.7%	<3%	2.1%	<3%



**DALLAH HOSPITAL ,RIYADH**  
**OB-GYNE DEPARTMENT**  
**Indicator Name : Cesarean Section Rate**

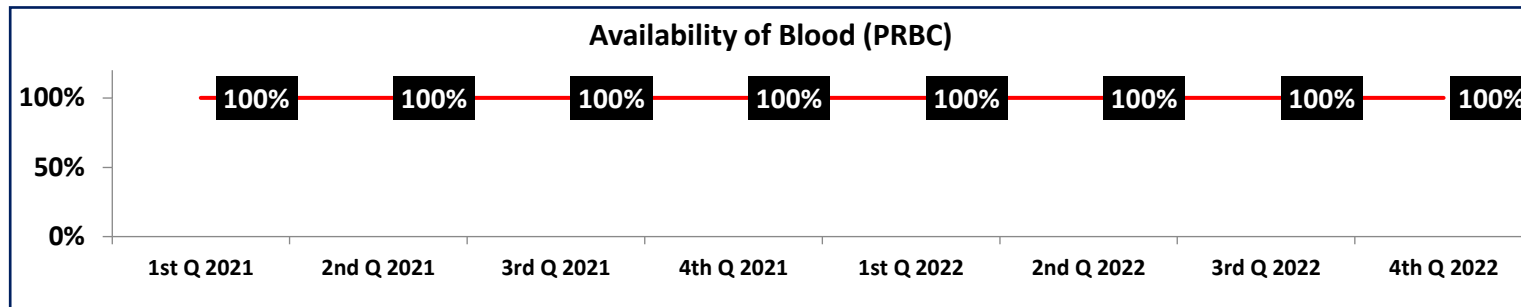
Average Results – 4 <sup>th</sup> Quarter 2022		Average Results - 2021	
Result	Target	Result	Target
25%	<15%	22.7%	<15%





DALLAH HOSPITAL, RIYADH  
**LABORATORY DEPARTMENT**  
**Indicator Name: Availability of Blood (PRBC)**

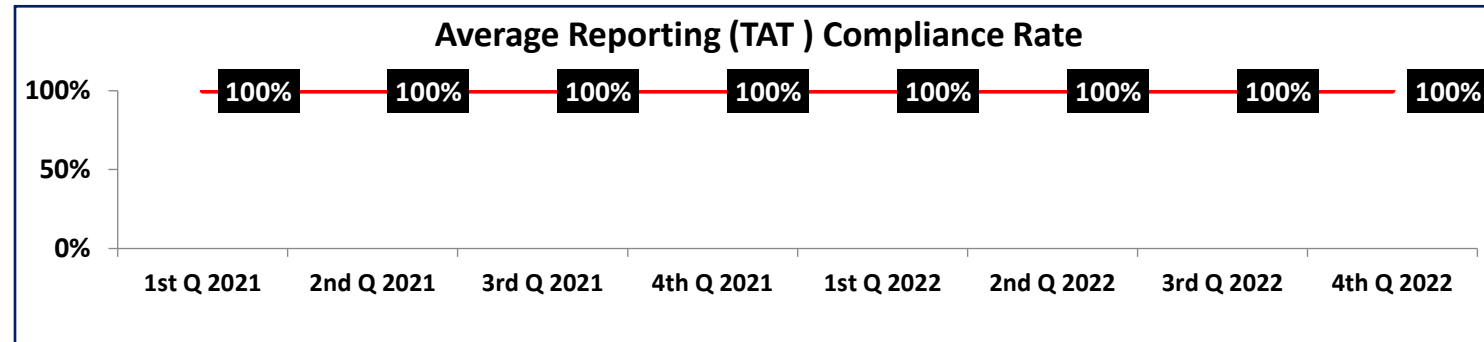
Average Results – 4 <sup>th</sup> Quarter 2022		Average Results - 2021	
Result	Target	Result	Target
100%	100%	100%	100%



DALLAH HOSPITAL ,RIYADH  
**RADIOLOGY DEPARTMENT**

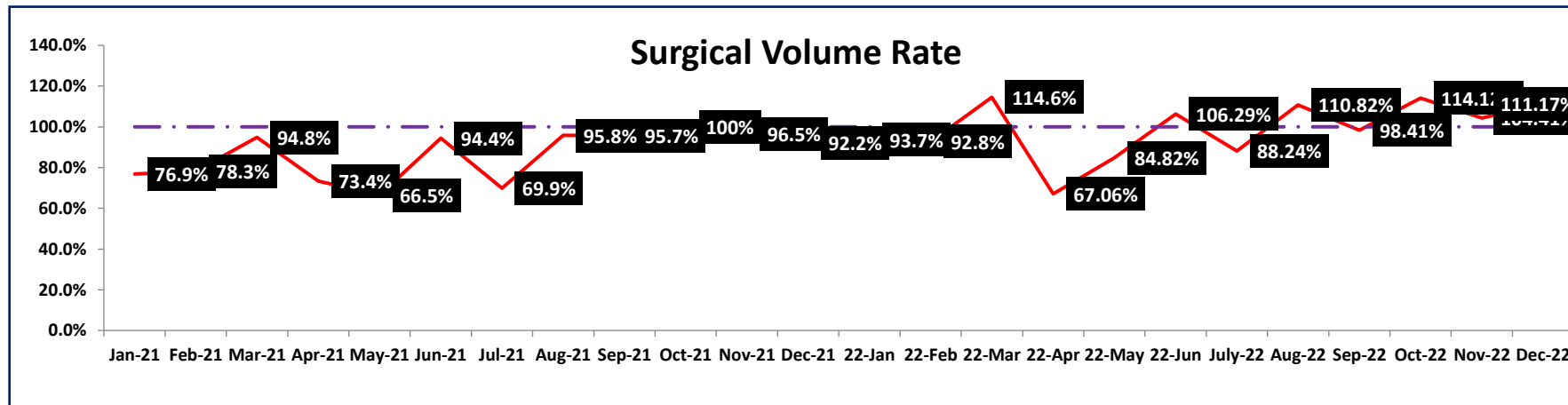
**Indicator Name: Average Reporting (TAT) Compliance Rate**

Average Results – 4 <sup>th</sup> Quarter 2022		Average Results - 2021	
Result	Target	Result	Target
100%	100%	100%	100%



**DALLAH HOSPITAL ,RIYADH**  
**ANESTHESIA & OR DEPARTMENT**  
**Indicator Name: Surgical Volume Rate**

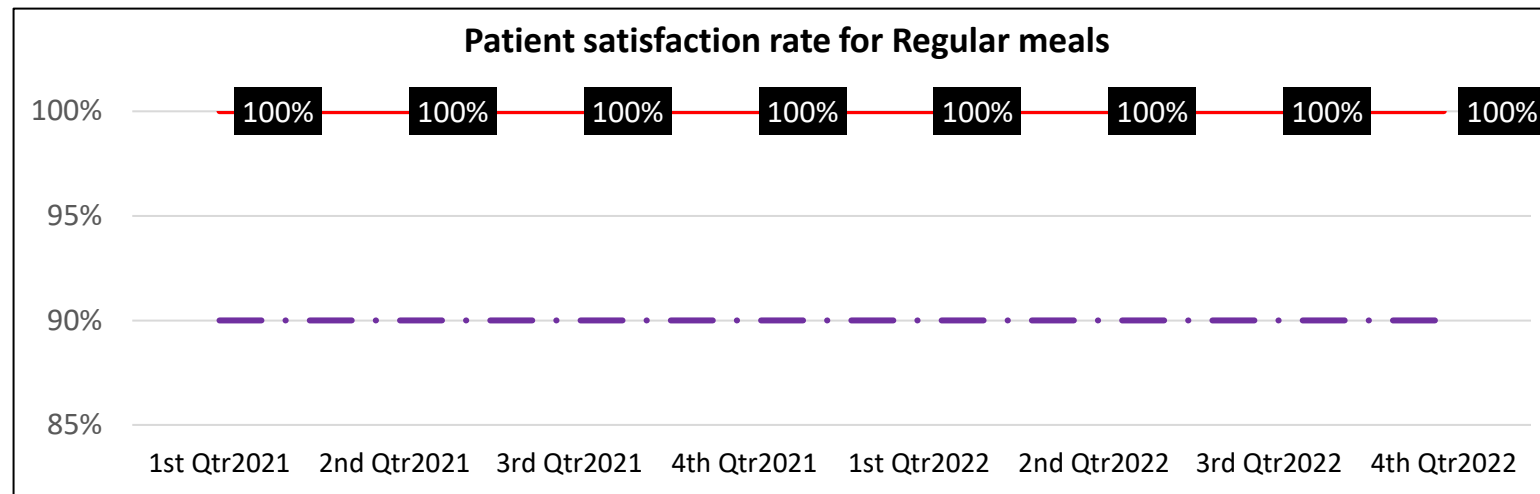
Average Results –4 <sup>th</sup> Quarter 2022		Average Results - 2021	
Result	Target	Result	Target
109.9%	100%	86.2%	100%



## CATERING DEPARTMENT

**Indicator Name: Patient satisfaction rate for Regular meals**

Average Results –4 <sup>th</sup> Quarter 2022		Average Results - 2021	
Result	Target	Result	Target
100%	≥90%	100%	≥90%



**(Adult & Pediatric)**

- Triage 1= 0 Minute
- Triage 2= 0-10 Minute
- Triage 3= 30-60 Minute
- Triage 4= 60-120 Minute
- Triage 5= up to 240 Minute

**(OB-GYNE)**

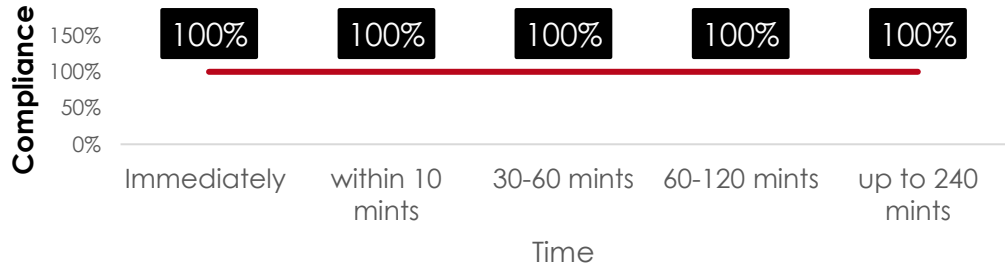
- Triage 1= 0-15 Minute
- Triage 2= <60 Minute
- Triage 3= <120 Minute

**DALLAH HOSPITAL ,RIYADH**  
**NURSING DEPARTMENT**

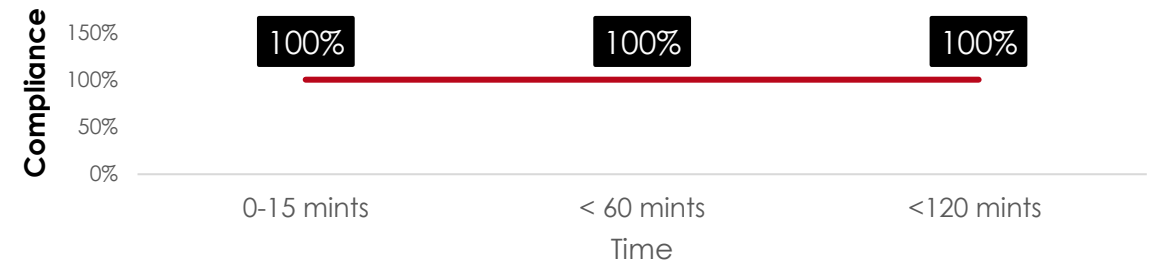
**Indicator Name: Average Waiting Time for Triaged Patient in ER**

Average Results – 4 <sup>th</sup> Quarter 2022		Average Results - 2021	
Result	Target	Result	Target
100%	100%	100%	100%

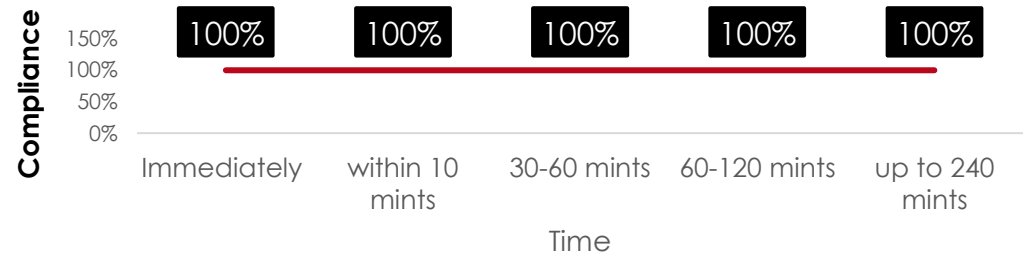
**Adult ER**



**OB- GYNE ER**



**PEDIA ER**



**DALLAH HOSPITAL, RIYADH**  
**MEDICAL WAREHOUSE DEPARTMENT**

**Indicator Name: Percentage of Availability of Emergency Medications**

Average Results – 4 <sup>th</sup> Quarter 2022		Average Results - 2021	
Result	Target	Result	Target
95%	100%	94.8%	100%

